

**Learning environment facilities with
geotagged Photographs**

INDEX

Sr. No	Content (Learning environment facilities with geotagging Photos)
1.	Experiential Learning
2.	Integrated Learning
3.	Participatory Learning
4.	Problem Solving Methodologies
5.	Self – Directed Learning
6.	Patient – Centric Learning
7.	Evidence – Based Learning
8.	Learning in Humanities
9.	Project – Based Learning
10.	Role Play
11.	Skeleton
12.	Lab Facilities

PHOTOS

EXPERIENTIAL LEARNING




Figure no.1: Students explaining different techniques through seminar & shows its hands on application during clinical practice.



Figure No.2: Students are presenting different articles as a part of Journal Presentation & applying all that new techniques on patients during practice.

INTEGRATED LEARNING :



Figure no.3: Integrated Teaching on Spinal Cord Injury – Session is scheduled for students; practicing Wheelchair training.



Figure no.4: Integrated Teaching on Spinal Cord Injury – Students are practicing inside & outside (Clinical & Community) wheelchair training

- **PARTICIPATORY LEARNING**




Figure no.5: Students participation in differentin extracurricular activities like- Topic Presentation, Debate competition, days activity participation etc..

Figure no.6: Students participation in differentin Skill Development Programme & discussion of physiotherapy role in different diseased conditions.

- **PROBLEM SOLVING METHODOLOGIES**




Figure no.7: Screening of patients for different musculoskeletal conditions & solving their physical as well as ergonomic issues in Physiotherapy Awareness Programme

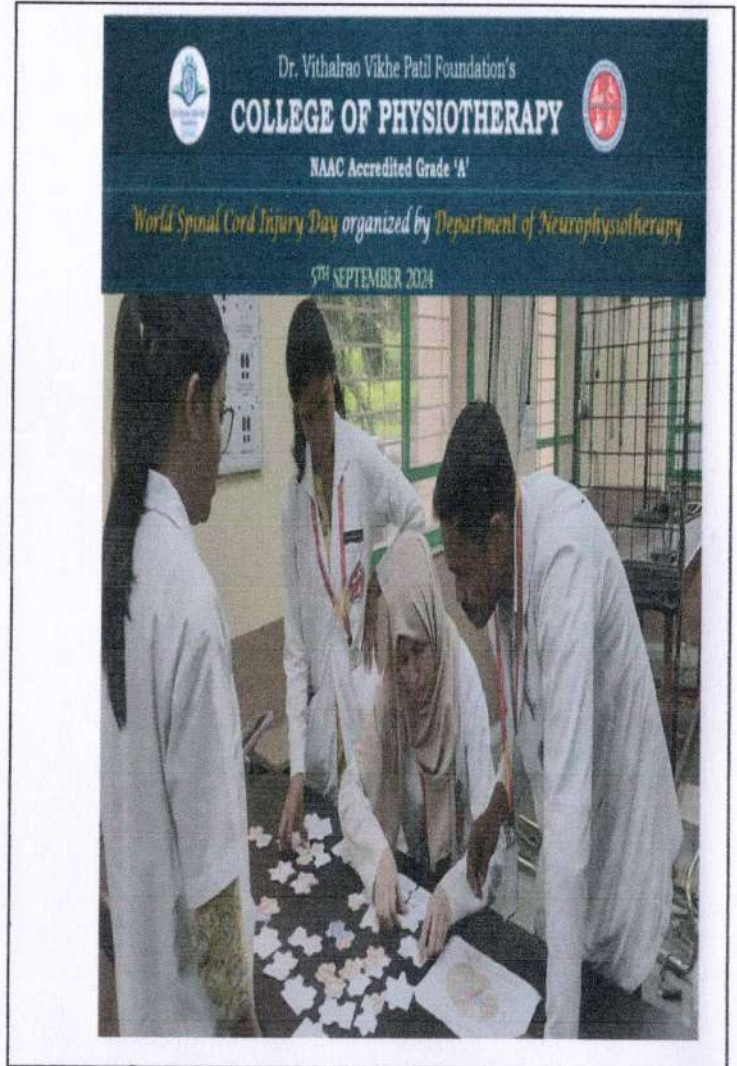


Figure no.8: PG students are participating in different Brain storming activities scheduled for PG students as a part of Problem Solving learning

- **SELF – DIRECTED LEARNING**



Figure no.9: Students are participating in different Self-Directed Learning Activities organized by College - SDL activities. Students are practicing sit to stand techniques in different disease conditions.

- **PATIENT – CENTRIC LEARNING**



Figure no.10 & 11: Analysis the patient’s problem through the assessment & set the physiotherapy goals to improve their functional status also those who are unable to come physically, students are taking Online Rehabilitation programme also if physical rehabilitation is not possible.

• **EVIDENCE – BASED LEARNING**



Figure no.12: Learning with general resources & techniques specific to a discipline. Encourage the students to use resources from the libraries & provide information on ways to learning techniques.



Figure no.13: As a part of Evidence Based Learning different workshops are scheduled for the students. Students are learning how to search new data, new article by using different database system in research workshop

LEARNING IN HUMANITIES



Figure no.14: The humanities help to the student to better understand their identity as a people, a society & a culture & how to organize societies to achieve their goals. Final year students have observed an International Elderly - day by assessing elderly population.

PROJECT – BASED LEARNING



Figure no.15: PG students with different specialties and Interns are visiting to different places, centers or complex to assess samples or collect the data for Research purpose.



Figure no.16: Visit the Asha Kendra – Stroke center to collect the data on Stroke patients as a part of project.

• **ROLE PLAY**



Figure no.17: Students are participating in various events – On World Physiotherapy Day – Rally & Skit was organized for Physiotherapy Awareness.

Figure no.18: Providing physiotherapy services “as a Physiotherapists” to different places like Primary health care centers, near by villages, in different physiotherapy camps

Skeleton:



Figure no.19: Human Skeleton is used for teaching & presentation purpose for 1st Yr & 2nd Yr B.P.Th students

Lab Facilities:





Figure no.21: Utilization of Electrotherapy lab for undergraduate students for application of different modalities on models.

Figure no.22: Utilization of Kinesiotherapy lab for undergraduate students for demonstration of different therapeutic techniques on models.



Shyamli
Or. Vithairao Vixhe Patil Foundation's
College of Physiotherapy
Ahmednagar-414111